

---

Hand Lettering Font  
Vol. 3

---



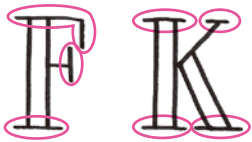
## Hand Lettering Font Vol. 3

Hand lettering can be used to make greeting cards and other small messages in a stylish way. Volume 3 features a classic, pop lettering composed of straight lines. As it uses lines of uniform thickness with little inflection, **Pentel Sign Pen** is recommended for this lettering.

### How to Write Hand Lettering Font Vol. 3



1. Thick vertical lines.



2. At the end of each line, add short, deliberately protruding lines (serif) for decoration.




3. The vertical lines should have the same thickness.

## Hand Lettering Font Vol. 3 Font Sample

A B C D E F G  
H I J K L M  
N O P Q R S T  
U V W X Y Z  
a b c d e f g  
h i j k l m  
n o p q r s t  
u v w x y z  
! ?  
1 2 3 4 5 6 7 8 9 0

Hand Lettering Practice Sheet




Hand Lettering Practice Sheet



Hand Lettering Practice Sheet



Hand Lettering Practice Sheet



■ Hand Lettering Practice Sheet

1 1 1

2 2 2

3 3 3

4 4 4

5 5 5

6 6 6

7 7 7

8 8 8

9 9 9

0 0 0

■ Advanced Practice

Welcome

Welcome

Welcome